



# FEDERACION ESPAÑOLA DE BOLOS

## RANKING NACIONAL

### INSCRITAS EN EL PREMASTER'S

ORD	COD	JUGADORAS	COPA PRESIDENTE			CTO PAREJAS			TOTAL RANKING		
			PART	BOLOS	MEDIA	PART	BOLOS	MEDIA	PARTT	BOLOS T	MEDIAT
1	519	JULIA INGLES, Ingrid	12	2275	189,583	12	2265	188,750	24	4540	189,167
2	507	DEL OLMO DE LA FUENTE , Sara	12	2241	186,750	12	2249	187,417	24	4490	187,083
3	524	MAS LAZARO , Cristina	12	2069	172,417	12	2327	193,917	24	4396	183,167
4	544	URBISTAZU MECQ, Gabriela	12	2104	175,333	12	2274	189,500	24	4378	182,417
5	505	CARTAGENA CASTEJON, Aurora	12	1971	164,250	12	2344	195,333	24	4315	179,792
6	529	MUÑOZ HUERTA , Carolina	12	2019	168,250	12	2212	184,333	24	4231	176,292
7	517	HORNERO ESCOURIDO , Olga	12	2087	173,917	12	2123	176,917	24	4210	175,417
8	526	MIR CUEVAS , Raquel	12	2119	176,583	12	2077	173,083	24	4196	174,833
9	513	FRANCO BARRIOPEDRO, Teresa	12	2084	173,667	12	2099	174,917	24	4183	174,292
10	538	SANCHEZ MONTERO, M <sup>a</sup> Angeles	12	2026	168,833	12	2087	173,917	24	4113	171,375
11	545	VASQUEZ MEGIA, Keyla	12	2062	171,833	12	2041	170,083	24	4103	170,958
12	508	DIAZ-TOLEDO ALBERT, Remedios	12	2075	172,917	12	1997	166,417	24	4072	169,667

### INSCRITOS EN EL PREMASTER'S

ORD	COD	JUGADORES	COPA PRESIDENTE			CTO PAREJAS			TOTAL RANKING		
			PART	BOLOS	MEDIA	PART	BOLOS	MEDIA	PARTT	BOLOST	MEDIAT
1	202	JIMENEZ CARRION , Raúl	12	2642	220,167	12	2568	214,000	24	5210	217,083
2	244	MORENO ORZAEZ , Javier	12	2517	209,750	12	2670	222,500	24	5187	216,125
3	131	BRICEÑO CAÑIZO , Luis Jesús	12	2699	224,917	12	2478	206,500	24	5177	215,708
4	139	CARDONA BURGUES, Alvar	12	2571	214,250	12	2594	216,167	24	5165	215,208
5	256	PASCUAL POTOT, Erwin	12	2582	215,167	12	2539	211,583	24	5121	213,375
6	229	MERELLES SANCHIDRIAN , Javier	12	2506	208,833	12	2597	216,417	24	5103	212,625
7	272	QUEREDA FERRE , Lorenzo	12	2433	202,750	12	2611	217,583	24	5044	210,167

## INSCRITOS EN EL PREMASTER'S

ORD	COD	JUGADORES	COPA PRESIDENTE			CTO PAREJAS			TOTAL RANKING		
			PART	BOLOS	MEDIA	PART	BOLOS	MEDIA	PARTT	BOLOST	MEDIAT
8	102	ACIN SAMANES, Ion	12	2468	205,667	12	2540	211,667	24	5008	208,667
9	122	BARRIOPEDRO GARNACHO, Pablo	12	2511	209,250	12	2488	207,333	24	4999	208,292
10	130	BRICEÑO CAÑIZO, Jesús Daniel	12	2370	197,500	12	2623	218,583	24	4993	208,042
11	174	GARCIA , Juan, Alejandro	12	2546	212,167	12	2441	203,417	24	4987	207,792
12	106	ALONSO FARRACES, Daniel	12	2493	207,750	12	2478	206,500	24	4971	207,125
13	173	GARCIA GONZALEZ, Iñigo	12	2445	203,750	12	2505	208,750	24	4950	206,250
14	171	GAMAZO BARRETO, Noe Ramón	12	2323	193,583	12	2554	212,833	24	4877	203,208
15	224	MARTINEZ LLORIA , Manuel	12	2539	211,583	12	2271	189,250	24	4810	200,417
16	285	ROSADO GARCIA , Javier	12	2338	194,833	12	2331	194,250	24	4669	194,542
17	294	SANCHIS NAVARRO, Borja	12	2286	190,500	12	2367	197,250	24	4653	193,875
18	281	RODRIGUEZ SUANZES , Francisco J.	12	2338	194,833	12	2308	192,333	24	4646	193,583
19	298	SERRANO GARCIA , Oscar	12	2243	186,917	12	2383	198,583	24	4626	192,750
20	125	BERGANZA GARCIA, Guillermo	12	2313	192,750	12	2304	192,000	24	4617	192,375
21	186	GONZALEZ SUAREZ, Pedro	12	2281	190,083	12	2316	193,000	24	4597	191,542
22	225	MARTINEZ SANCHEZ , Esteban	12	2320	193,333	12	2258	188,167	24	4578	190,750
23	182	GONZALEZ CANTERO, , Julio	12	2243	186,917	12	2305	192,083	24	4548	189,500
24	273	RAMIREZ , Esteban , José Antonio	12	2256	188,000	12	2269	189,083	24	4525	188,542
25	107	ALONSO PERLA, Juan Pablo	12	2230	185,833	12	2288	190,667	24	4518	188,250
26	205	LARRACOECHEA JAUSORO , Ignacio	12	2266	188,833	12	2248	187,333	24	4514	188,083
27	219	MARIAN PEREZ , Juan	12	2210	184,167	12	2295	191,250	24	4505	187,708
28	191	GRILLO BALLESTEROS, Joel Alexander	12	2184	182,000	12	2270	189,167	24	4454	185,583

# 2012 ETBF European Mens Championship - 38 ft



<b>Oil Pattern Distance:</b>	<b>38 Feet</b>	<b>Reverse Brush Drop:</b>	<b>30 Feet</b>	<b>Oil Per Board:</b>	<b>40 uL</b>
<b>Forward Oil Total:</b>	<b>12.16 mL</b>	<b>Reverse Oil Total:</b>	<b>12.44 mL</b>	<b>Volume Oil Total:</b>	<b>24.6 mL</b>
<b>Forward Boards Crossed:</b>	<b>304 Boards</b>	<b>Reverse Boards Crossed:</b>	<b>311 Boards</b>	<b>Total Boards Crossed:</b>	<b>615 Boards</b>

	Start	Stop	Loads	Speed	Crossed	Start	End	Feet	T.Oil
1	2L	2R	5	14	185	0.0	7.9	7.9	7400
2	7L	7R	1	18	27	7.9	10.4	2.5	1080
3	8L	8R	2	18	50	10.4	15.5	5.1	2000
4	9L	9R	1	18	23	15.5	18.0	2.5	920
5	11L	11R	1	18	19	18.0	20.5	2.5	760
6	2L	2R	0	18	0	20.5	32.0	11.5	0
7	2L	2R	0	26	0	32.0	38.0	6.0	0

Navigation: Forward Reverse More

	Start	Stop	Loads	Speed	Crossed	Start	End	Feet	T.Oil
1	2L	2R	0	30	0	38.0	27.0	-11.0	0
2	10L	10R	2	18	42	27.0	21.9	-5.1	1680
3	9L	9R	2	14	46	21.9	18.0	-3.9	1840
4	7L	7R	2	14	54	18.0	14.1	-3.9	2160
5	6L	6R	2	14	58	14.1	10.2	-3.9	2320
6	2L	2R	3	10	111	10.2	6.0	-4.2	4440
7	2L	2R	0	10	0	6.0	0.0	-6.0	0

Navigation: Forward Reverse More

Conditioner:  
Infinity

TransferType:  
Transfer Brush

Forward



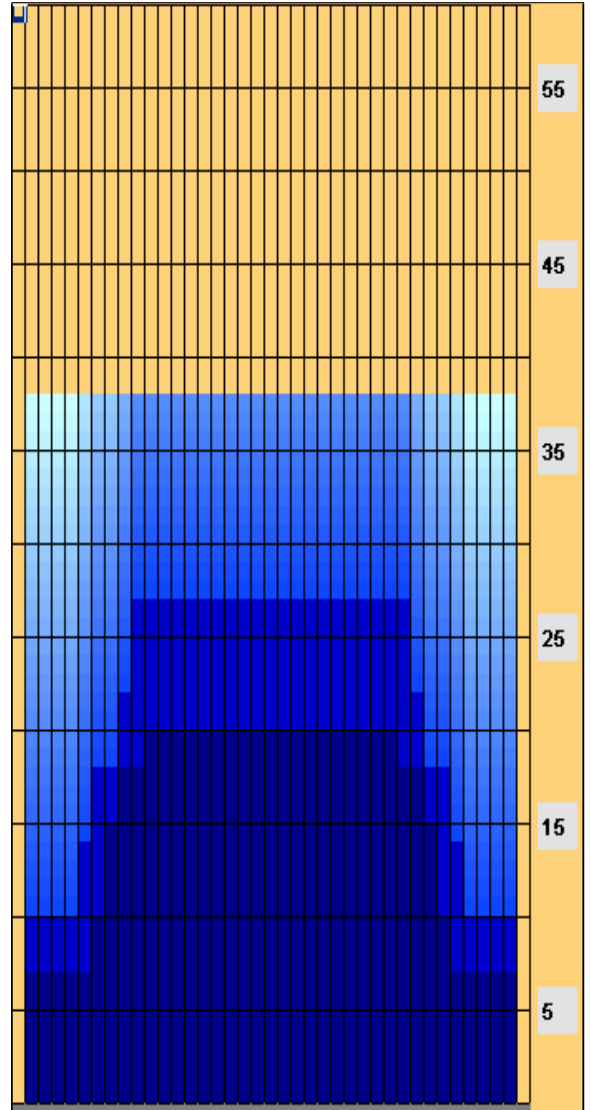
Reverse



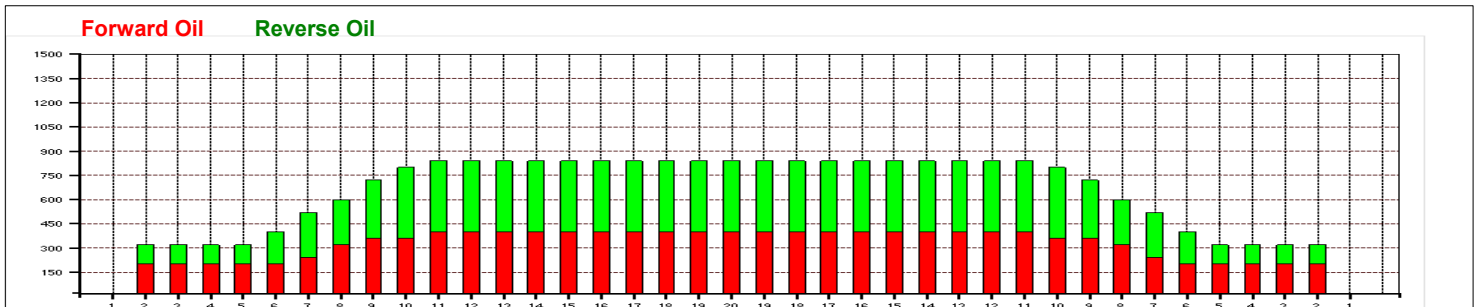
Combined



Buff



Item	3L-7L:18L-18R	8L-12L:18L-18R	13L-17L:18L-18R	18L-18R:17R-13R	18L-18R:12R-8R	18L-18R:7R-3R
Description	Outside Track:Middle	Middle Track:Middle	Inside Track:Middle	Middle: Inside Track	Middle:Middle Track	Middle:Outside Track
Track Zone Ratio	2.23	1.11	1	1	1.11	2.23





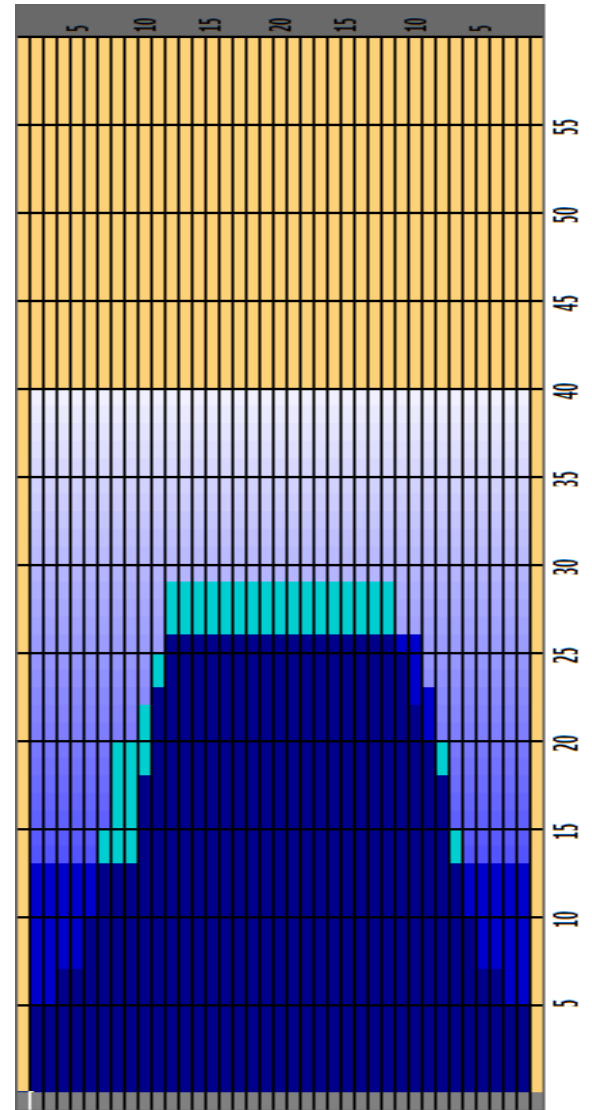
# 2015 European Champions Cup



Oil Pattern Distance	40	Reverse Brush Drop	34	Oil Per Board	Multi ul
Forward Oil Total	17.132 mL	Reverse Oil Total	9.585 mL	Volume Oil Total	26.717 mL
Tank Configuration	ALT	Tank A Conditioner	Ice	Tank B Conditioner	Ice

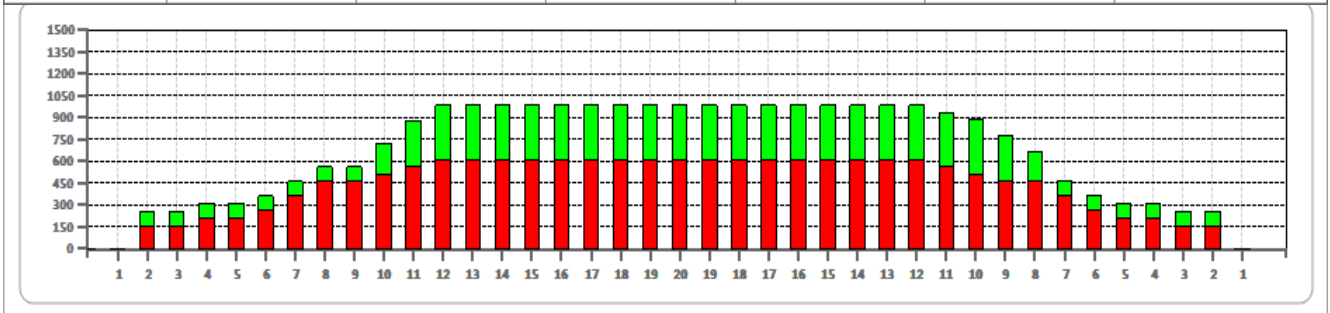
	START	STOP	LOADS	MICS	SPEED	BUFFER	CROSSED	START	END	FEET	T.OIL
1	2L	2R	3	53	18	4	111	0.0	5.1	5.1	5883
2	4L	4R	1	53	18	3	33	5.1	7.6	2.5	1749
3	6L	6R	1	50	18	3	29	7.6	10.1	2.5	1450
4	7L	7R	2	50	18	3	54	10.1	15.2	5.1	2700
5	8L	8R	2	50	18	3	50	15.2	20.3	5.1	2500
6	10L	10R	1	50	18	3	21	20.3	22.8	2.5	1050
7	11L	11R	1	50	22	3	19	22.8	25.9	3.1	950
8	12L	12R	1	50	22	3	17	25.9	29.0	3.1	850
9	2L	2R	0	50	22	3	0	29.0	34.0	5.0	0
10	2L	2R	0	50	26	3	0	34.0	40.0	6.0	0

	START	STOP	LOADS	MICS	SPEED	BUFFER	CROSSED	START	END	FEET	T.OIL
1	2L	2R	0	50	30	3	0	40.0	26.0	-14.0	0
2	12L	10R	1	55	22	3	19	26.0	22.9	-3.1	1045
3	11L	9R	2	55	18	3	42	22.9	17.8	-5.1	2310
4	10L	8R	2	55	18	4	46	17.8	12.7	-5.1	2530
5	2L	2R	2	50	14	4	74	12.7	8.8	-3.9	3700
6	2L	2R	0	50	14	4	0	8.8	0.0	-8.8	0



Cleaner Ratio Main Mix                    5:1  
 Cleaner Ratio Back End Mix                5:1  
 Cleaner Ratio Back End Distance         59  
 Buffer RPM: 4 = 720 | 3 = 500 | 2 = 200 | 1 = 40  
 CLEANER: Defense - C

Item	3L-7L:18L-18R	8L-12L:18L-18R	13L-17L:18L-18R	18L-18R:17R-13R	18L-18R:12R-8R	18L-18R:7R-3R
Description	Outside Track:Middle	Middle Track:Middle	Inside Track:Middle	Middle:Inside Track	Middle:Middle Track	Middle:Outside Track
Track Zone Ratio	2.89	1.33	1	1	1.16	2.89





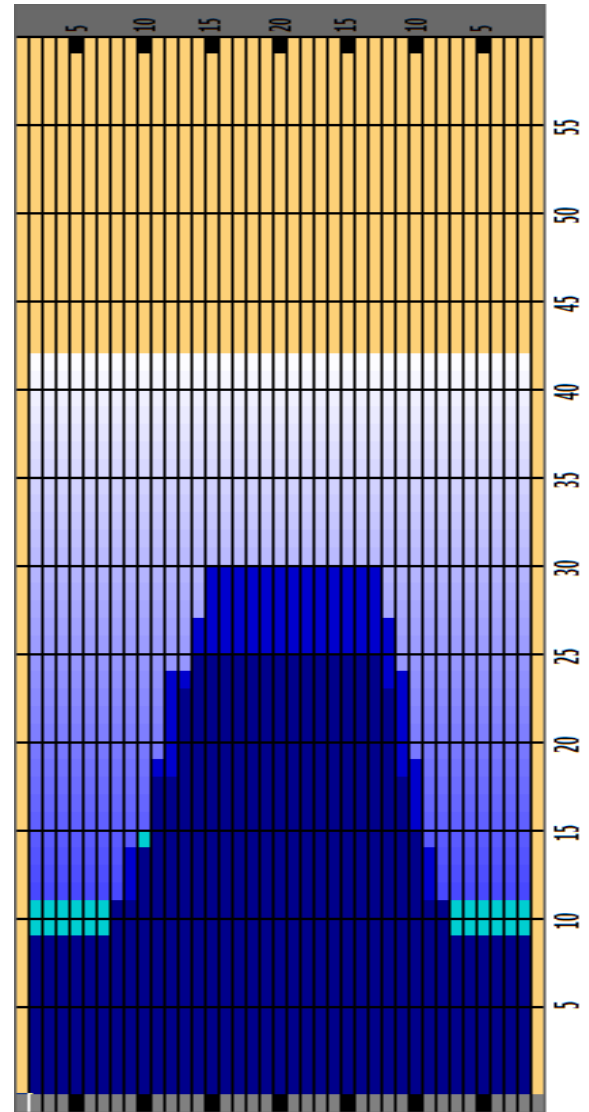
# Kegel Aalborg International 2016



Oil Pattern Distance	42	Reverse Brush Drop	36	Oil Per Board	Multi ul
Forward Oil Total	17.23 mL	Reverse Oil Total	9.385 mL	Volume Oil Total	26.615 mL
Tank Configuration	N/A	Tank A Conditioner	FIRE	Tank B Conditioner	ICE

	START	STOP	LOADS	MICS	SPEED	BUFFER	TANK	CROSSED	START	END	FEET	T.OIL
1	2L	2R	7	50	14	3	A	259	0.0	11.9	11.9	12950
2	10L	10R	2	40	14	3	A	42	11.9	15.8	3.9	1680
3	11L	11R	1	40	18	3	A	19	15.8	18.3	2.5	760
4	13L	12R	2	40	18	3	A	32	18.3	23.4	5.1	1280
5	14L	13R	1	40	18	3	A	14	23.4	25.9	2.5	560
6	2L	2R	0	40	22	3	A	0	25.9	35.0	9.1	0
7	2L	2R	0	40	30	2	A	0	35.0	42.0	7.0	0

	START	STOP	LOADS	MICS	SPEED	BUFFER	TANK	CROSSED	START	END	FEET	T.OIL
1	2L	2R	0	45	30	1	B	0	42.0	30.0	-12.0	0
2	15L	13R	1	45	22	3	B	13	30.0	26.9	-3.1	585
3	14L	12R	1	50	22	3	B	15	26.9	23.8	-3.1	750
4	12L	11R	2	50	18	3	B	36	23.8	18.7	-5.1	1800
5	11L	10R	2	50	18	3	B	40	18.7	13.6	-5.1	2000
6	9L	9R	1	50	18	4	B	23	13.6	11.1	-2.5	1150
7	8L	8R	1	50	18	4	B	25	11.1	8.6	-2.5	1250
8	2L	2R	1	50	14	4	B	37	8.6	6.7	-1.9	1850
9	2L	2R	0	50	14	4	B	0	6.7	0.0	-6.7	0



Cleaner Ratio Main Mix                    NA  
 Cleaner Ratio Back End Mix            NA  
 Cleaner Ratio Back End Distance      NA  
 Buffer RPM: 4 = 720 | 3 = 500 | 2 = 200 | 1 = 50

Item	3L-7L:18L-18R	8L-12L:18L-18R	13L-17L:18L-18R	18L-18R:17R-13R	18L-18R:12R-8R	18L-18R:7R-3R
Description	Outside Track:Middle	Middle Track:Middle	Inside Track:Middle	Middle:Inside Track	Middle:Middle Track	Middle:Outside Track
Track Zone Ratio	2.59	1.69	1.04	1	1.52	2.59

